


A perfect time to order greeting cards



Photographs make great gifts

Lifetouch offers a variety of products
products may vary



Fill your home with memories





16x20 and 20x24 wall photographs with frames are available



We look forward to seeing you

Your photography session	Date _____
	Time to arrive _____

Photography takes place at our location. Plan one hour for check-in, photography and image viewing and selection. You will have the opportunity to purchase additional photographs. At your photography session, we accept cash, check or credit

lifetouch.com



Photography guide

Preparing for your Lifetouch photography session





Celebrate family with Lifetouch photography

Lifetouch has been a trusted provider of family photography for over 80 years. We know how important photography is to you and your family—it creates priceless family treasures. We also know it may have been years since you and your family have had professional photography taken so you want to make sure your experience is great!

Enclosed are some tips and ideas to prepare for your upcoming professional Lifetouch photography session.



WHAT TO WEAR

be yourself!



Some poses will be full length, so be sure your shoes coordinate with your outfit.



Color Combinations



bright colors



earth tone colors



★ good rule: adults neutral colors, children bright colors ★

MAKE UP

powder, mascara, lip color & blush



ACCESSORIES

statement necklace, scarf, hat & glasses



★ tip: wear something that you are very comfortable in ★

WHAT NOT TO WEAR

jeans & white shirt



or everybody in the same outfit

non-coordinating patterns



avoid thin stripes: they photograph funny

BRING MEANINGFUL ITEMS



books, hobby items, musical & sports equipment

POSING



We want to capture the real you!
We aim for natural, interactive poses

